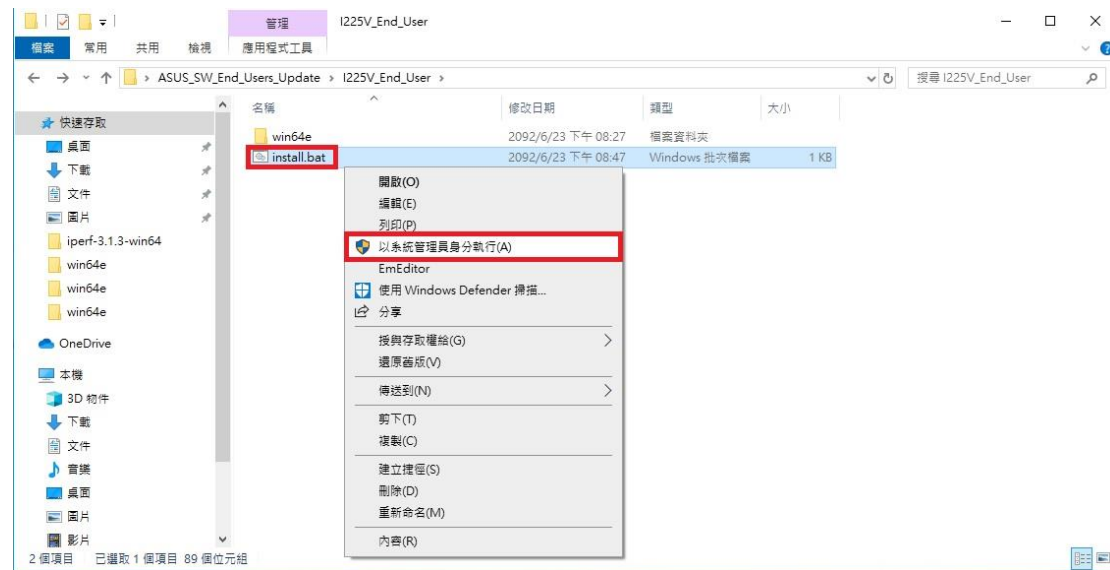
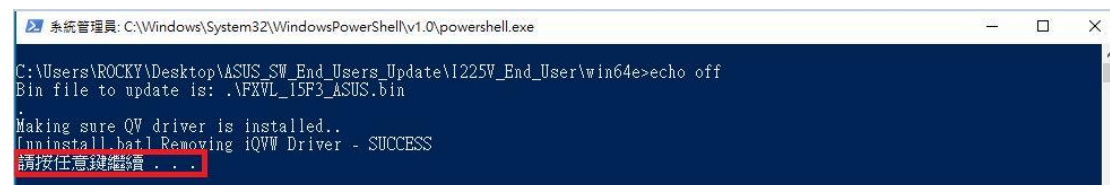


## Update NVM Instruction:

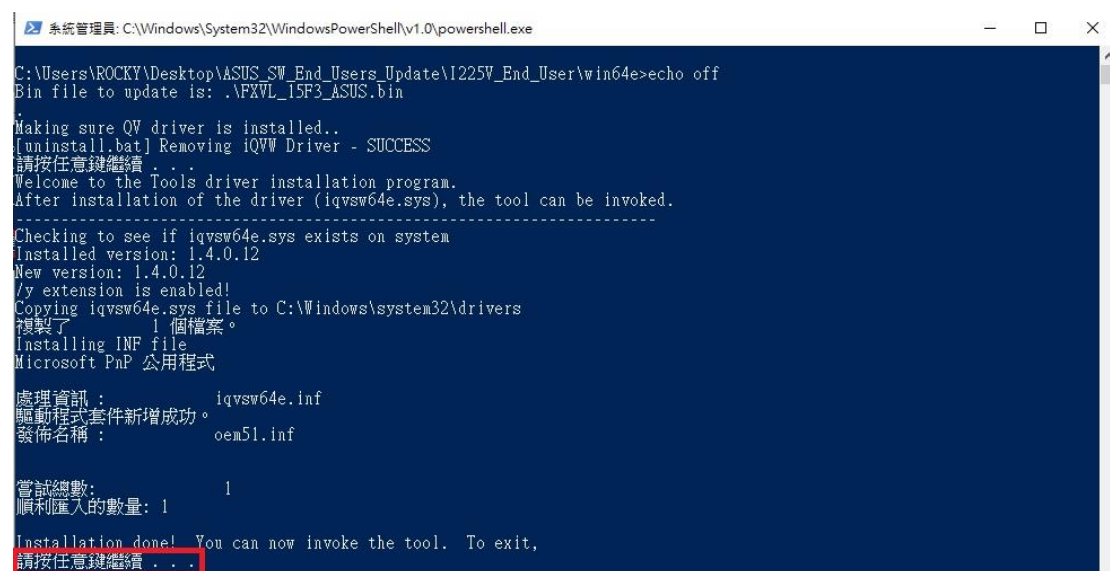
### 1. Run as administrator install.bat



### 2. Press 1 st Enter



### 3. Press 2 nd Enter



#### 4. Update NVM successfully

```
系統管理員: C:\Windows\System32\WindowsPowerShell\v1.0\powershell.exe
Flash inventory finished.
[00:003:00:00]: Intel(R) Ethernet Controller (2) I225-V
Vendor      : 8086
Device      : 15F3
Subvendor   : 1043
Subdevice   : 87D2
Revision    : 2
LAN MAC     : 00A0C9000000
Alt MAC     : FFFFFFFF
SAN MAC     : 000000000000
ETrackId    : 80000150
SerialNumber : 00A0C9FFF000000
NVM Version  : 1.69(1.45)
PBA         : G23456-000
VPD status  : Not set
VPD size    : 0
NVM update  : No config file entry
checksum    : Invalid
.
.....Updating.....
Intel(R) Ethernet NVM Update Tool
NVMUpdate version 1.35.28.1
Copyright (C) 2013 - 2020 Intel Corporation.
Config file read.
Inventory
[00:003:00:00]: Intel(R) Ethernet Controller (2) I225-V
Flash inventory started.
Shadow RAM inventory started.
Shadow RAM inventory finished.
Warning: Probably incorrect image - LomBit is set and Pointer to OROM is VALID!
Flash inventory finished.
Update
[00:003:00:00]: Intel(R) Ethernet Controller (2) I225-V
Flash update started.
===== [100%] =====
NVM verification started.
Shadow RAM verification started.
===== [100%] =====
Shadow RAM verification finished.
Flash verification started.
===== [100%] =====
Flash verification finished.
NVM verification finished.
Flash update successful.
Update security revisions
[00:003:00:00]: Intel(R) Ethernet Controller (2) I225-V
Skipping update minimum security revisions.
Checking update availability for next tool run.
規則運算式模式: .\FXVL_15F3_ASUS.bin 無效。
位於 線路:1 字元:1
+ (gc config_i225.txt) -replace '.\FXVL_15F3_ASUS.bin','NVM_VERSION' | ...
+ ~~~~~
+ CategoryInfo          : InvalidOperation: (.\FXVL_15F3_ASUS.bin:String) [], RuntimeException
+ FullyQualifiedErrorId : InvalidRegularExpression
```

#### 5. Shut down system and remove Power Supply or AC adapter